































































Øds	Ls	BP / SP	ØDH tolerance (mm)	
20	50	PT -1/8	ØD	3D
25	56	PT -1/8	13,0 - 21,5	-0,10 / +0,15
32	60	PT -1/4	22,0 - 50,0	-0,12 / +0,20
40	70	PT -1/4		


Order code Código	Reference Referência Referencia	Dimensions   Dimensões   Dimensiones (mm)					Insert	Insert Screw 	Torx key 	Stock 
		ØD	Ø ds	L1	L2	L				
184041400	SCS 13020-3D	13,0	20	39	42	62	SPKX 050204	P0200500	XT06	
184041500	SCS 13520-3D	13,5	20	41	44	64	SPKX 050204	P0200500	XT06	
184041600	SCS 14020-3D	14,0	20	42	45	65	SPKX 050204	P0200500	XT06	
184041700	SCS 14520-3D	14,5	20	44	47	67	SPKX 050204	P0200500	XT06	
184041800	SCS 15020-3D	15,0	20	45	48	68	SPKX 050204	P0200500	XT06	
184041900	SCS 15525-3D	15,5	25	47	50	75	SPKX 060204	P0220500	XT07	
184042000	SCS 16025-3D	16,0	25	48	51	76	SPKX 060204	P0220500	XT07	
184042100	SCS 16525-3D	16,5	25	50	53	78	SPKX 060204	P0220500	XT07	
184042200	SCS 17025-3D	17,0	25	51	54	79	SPKX 060204	P0220500	XT07	
184042300	SCS 17525-3D	17,5	25	53	56	81	SPKX 060204	P0220500	XT07	
184042400	SCS 18025-3D	18,0	25	54	57	82	SPKX 060204	P0220500	XT07	
184042500	SCS 18525-3D	18,5	25	56	59	84	SPKX 060204	P0220500	XT07	
184042600	SCS 19025-3D	19,0	25	57	60	85	SPKX 060204	P0220500	XT07	
184042700	SCS 19525-3D	19,5	25	59	62	87	SPKX 060204	P0220500	XT07	
184042800	SCS 20025-3D	20,0	25	60	63	88	SPKX 060204	P0220500	XT07	
184042900	SCS 20525-3D	20,5	25	62	65	90	SPKX 060204	P0220500	XT07	
184043000	SCS 21025-3D	21,0	25	63	66	91	SPKX 060204	P0220500	XT07	
184043100	SCS 21525-3D	21,5	25	65	68	93	SPKX 060204	P0220500	XT07	
184043200	SCS 22032-3D	22,0	32	66	69	99	SPKX 07T308	P0250704	XT08	
184043300	SCS 22532-3D	22,5	32	68	71	101	SPKX 07T308	P0250704	XT08	
184043400	SCS 23032-3D	23,0	32	69	72	102	SPKX 07T308	P0250704	XT08	
184043500	SCS 23532-3D	23,5	32	71	74	104	SPKX 07T308	P0250704	XT08	
184043600	SCS 24032-3D	24,0	32	72	75	105	SPKX 07T308	P0250704	XT08	
184043700	SCS 24532-3D	24,5	32	74	77	107	SPKX 07T308	P0250704	XT08	
184043800	SCS 25032-3D	25,0	32	75	78	108	SPKX 07T308	P0250704	XT08	
184043900	SCS 25532-3D	25,5	32	77	80	110	SPKX 07T308	P0250704	XT08	
184044000	SCS 26032-3D	26,0	32	78	81	111	SPKX 07T308	P0250704	XT08	

 Stock item | Produto de stock | Itens de stock

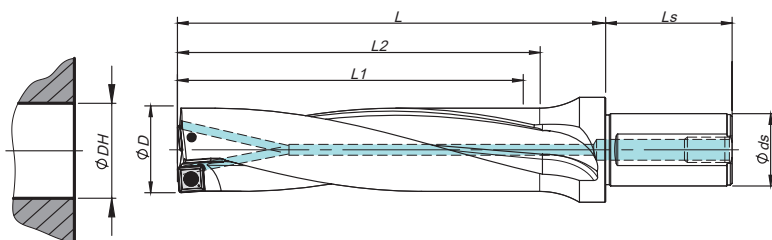
 Available under request | Disponível sobre consulta | Disponible bajo consulta

DRILLING  
Jet Drills  
Integrex Drills  
Vortex Drills  
Trepanning Drills  
Solid Carbide Drills  
Inserts  
Spare Parts  
Technical Data































Order code Código	Reference Referência Referencia	Dimensions   Dimensões   Dimensiones (mm)					Insert	Insert Screw 	Torx key 	Stock 
		ØD	Ø ds	L1	L2	L				
184044100	SCS 26532-3D	26,5	32	80	83	113	SPKX 07T308	P0250704	XT08	
184044200	SCS 27032-3D	27,0	32	81	84	114	SPKX 07T308	P0250704	XT08	
184044400	SCS 27532-3D	27,5	32	83	86	116	SPKX 07T308	P0250704	XT08	
184044500	SCS 28032-3D	28,0	32	84	87	117	SPKX 090408	P0350903	XT15	
184044600	SCS 28532-3D	28,5	32	86	89	119	SPKX 090408	P0350903	XT15	
184044700	SCS 29032-3D	29,0	32	87	90	120	SPKX 090408	P0350903	XT15	
184044800	SCS 29532-3D	29,5	32	89	93	123	SPKX 090408	P0350903	XT15	
184044900	SCS 30032-3D	30,0	32	90	95	125	SPKX 090408	P0350903	XT15	
184045000	SCS 31032-3D	31,0	32	93	98	128	SPKX 090408	P0350903	XT15	
184045100	SCS 32032-3D	32,0	32	96	101	131	SPKX 090408	P0350903	XT15	
184045200	SCS 33032-3D	33,0	32	99	104	134	SPKX 090408	P0350903	XT15	
184045300	SCS 34040-3D	34,0	40	102	107	142	SPKX 110408	P0401200	XT15	
184045400	SCS 35040-3D	35,0	40	105	110	145	SPKX 110408	P0401200	XT15	
184045500	SCS 36040-3D	36,0	40	108	113	148	SPKX 110408	P0401200	XT15	
184045600	SCS 37040-3D	37,0	40	111	116	151	SPKX 110408	P0401200	XT15	
184045700	SCS 38040-3D	38,0	40	114	119	154	SPKX 110408	P0401200	XT15	
184045800	SCS 39040-3D	39,0	40	117	122	157	SPKX 110408	P0401200	XT15	
184045900	SCS 40040-3D	40,0	40	120	125	160	SPKX 110408	P0401200	XT15	
184046000	SCS 41040-3D	41,0	40	123	128	163	SPKX 110408	P0401200	XT15	
184046100	SCS 42040-3D	42,0	40	126	131	166	SPKX 140512	P0501300	XT20	
184046200	SCS 43040-3D	43,0	40	129	134	169	SPKX 140512	P0501300	XT20	
184046300	SCS 44040-3D	44,0	40	132	137	172	SPKX 140512	P0501300	XT20	
184046400	SCS 45040-3D	45,0	40	135	140	175	SPKX 140512	P0501300	XT20	
184046500	SCS 46040-3D	46,0	40	138	143	178	SPKX 140512	P0501300	XT20	
184046600	SCS 47040-3D	47,0	40	141	146	181	SPKX 140512	P0501300	XT20	
184046700	SCS 48040-3D	48,0	40	144	149	184	SPKX 140512	P0501300	XT20	
184046800	SCS 49040-3D	49,0	40	147	152	187	SPKX 140512	P0501300	XT20	
184046900	SCS 50040-3D	50,0	40	150	155	190	SPKX 140512	P0501300	XT20	


 Stock item | Produto de stock | Itens de stock

 Available under request | Disponível sobre consulta | Disponible bajo consulta


































Øds	Ls	BP / SP	ØDH tolerance (mm)	
			ØD	4D
20	50	PT -1/8	13,0 - 21,5	-0,15 / +0,20
25	56	PT -1/8	22,0 - 50,0	-0,15 / +0,25
32	60	PT -1/4		
40	70	PT -1/4		


Order code Código	Reference Referência Referencia	Dimensions   Dimensões   Dimensiones (mm)					Insert	Insert Screw 	Torx key 	Stock 
		ØD	Ø ds	L1	L2	L				
184047100	SCS 13020-4D	13,0	20	52	55	75	SPKX 050204	P0200500	XT06	
184047200	SCS 13520-4D	13,5	20	54	57	77	SPKX 050204	P0200500	XT06	
184047300	SCS 14020-4D	14,0	20	56	59	79	SPKX 050204	P0200500	XT06	
184047400	SCS 14520-4D	14,5	20	58	61	81	SPKX 050204	P0200500	XT06	
184047500	SCS 15020-4D	15,0	20	60	63	83	SPKX 050204	P0200500	XT06	
184047600	SCS 15525-4D	15,5	25	62	65	90	SPKX 060204	P0220500	XT07	
184047700	SCS 16025-4D	16,0	25	64	67	92	SPKX 060204	P0220500	XT07	
184047800	SCS 16525-4D	16,5	25	66	69	94	SPKX 060204	P0220500	XT07	
184047900	SCS 17025-4D	17,0	25	68	71	96	SPKX 060204	P0220500	XT07	
184048000	SCS 17525-4D	17,5	25	70	73	98	SPKX 060204	P0220500	XT07	
184048100	SCS 18025-4D	18,0	25	72	75	100	SPKX 060204	P0220500	XT07	
184048200	SCS 18525-4D	18,5	25	74	77	102	SPKX 060204	P0220500	XT07	
184048300	SCS 19025-4D	19,0	25	76	79	104	SPKX 060204	P0220500	XT07	
184048400	SCS 19525-4D	19,5	25	78	81	106	SPKX 060204	P0220500	XT07	
184048500	SCS 20025-4D	20,0	25	80	83	108	SPKX 060204	P0220500	XT07	
184048600	SCS 20525-4D	20,5	25	82	85	110	SPKX 060204	P0220500	XT07	
184048700	SCS 21025-4D	21,0	25	84	87	112	SPKX 060204	P0220500	XT07	
184048800	SCS 21525-4D	21,5	25	86	89	114	SPKX 060204	P0220500	XT07	
184048900	SCS 22032-4D	22,0	32	88	91	121	SPKX 07T308	P0250704	XT08	
184049000	SCS 22532-4D	22,5	32	90	93	123	SPKX 07T308	P0250704	XT08	
184049100	SCS 23032-4D	23,0	32	92	95	125	SPKX 07T308	P0250704	XT08	
184049200	SCS 23532-4D	23,5	32	94	97	127	SPKX 07T308	P0250704	XT08	
184049300	SCS 24032-4D	24,0	32	96	99	129	SPKX 07T308	P0250704	XT08	
184049400	SCS 24532-4D	24,5	32	98	101	131	SPKX 07T308	P0250704	XT08	
184049500	SCS 25032-4D	25,0	32	100	103	133	SPKX 07T308	P0250704	XT08	
184049600	SCS 25532-4D	25,5	32	102	105	135	SPKX 07T308	P0250704	XT08	
184049700	SCS 26032-4D	26,0	32	104	107	137	SPKX 07T308	P0250704	XT08	

 Stock item | Produto de stock | Itens de stock

 Available under request | Disponível sobre consulta | Disponible bajo consulta

DRILLING  
Jet Drills  
Integrex Drills  
Vortex Drills  
Trepanning Drills  
Solid Carbide Drills  
Inserts  
Spare Parts  
Technical Data

Order code Código	Reference Referência Referencia	Dimensions   Dimensões   Dimensiones (mm)					Insert	Insert Screw 	Torx key 	Stock 
		ØD	Ø ds	L1	L2	L				
184049800	SCS 26532-4D	26,5	32	106	109	139	SP... 07T308	P0250704	XT08	
184049900	SCS 27032-4D	27,0	32	108	111	141	SP... 07T308	P0250704	XT08	
184050000	SCS 27532-4D	27,5	32	110	113	143	SP... 07T308	P0250704	XT08	
184050100	SCS 28032-4D	28,0	32	112	115	145	SP... 090408	P0350903	XT15	
184050200	SCS 28532-4D	28,5	32	114	117	147	SP... 090408	P0350903	XT15	
184050300	SCS 29032-4D	29,0	32	116	120	150	SP... 090408	P0350903	XT15	
184050400	SCS 29532-4D	29,5	32	118	123	153	SP... 090408	P0350903	XT15	
184050500	SCS 30032-4D	30,0	32	120	125	155	SP... 090408	P0350903	XT15	
184050600	SCS 31032-4D	31,0	32	124	129	159	SP... 090408	P0350903	XT15	
184050700	SCS 32032-4D	32,0	32	128	133	163	SP... 090408	P0350903	XT15	
184050800	SCS 33032-4D	33,0	32	132	137	167	SP... 090408	P0350903	XT15	
184050900	SCS 34040-4D	34,0	40	136	141	176	SP... 110408	P0401200	XT15	
184051000	SCS 35040-4D	35,0	40	140	145	180	SP... 110408	P0401200	XT15	
184051100	SCS 36040-4D	36,0	40	144	149	184	SP... 110408	P0401200	XT15	
184051200	SCS 37040-4D	37,0	40	148	153	188	SP... 110408	P0401200	XT15	
184051300	SCS 38040-4D	38,0	40	152	157	192	SP... 110408	P0401200	XT15	
184051400	SCS 39040-4D	39,0	40	156	161	196	SP... 110408	P0401200	XT15	
184051500	SCS 40040-4D	40,0	40	160	165	200	SP... 110408	P0401200	XT15	
184051600	SCS 41040-4D	41,0	40	164	169	204	SP... 110408	P0401200	XT15	
184051700	SCS 42040-4D	42,0	40	168	173	208	SP... 140512	P0501300	XT20	
184051800	SCS 43040-4D	43,0	40	172	177	212	SP... 140512	P0501300	XT20	
184051900	SCS 44040-4D	44,0	40	176	181	216	SP... 140512	P0501300	XT20	
184052000	SCS 45040-4D	45,0	40	180	185	220	SP... 140512	P0501300	XT20	
184052100	SCS 46040-4D	46,0	40	184	189	224	SP... 140512	P0501300	XT20	
184052200	SCS 47040-4D	47,0	40	188	193	228	SP... 140512	P0501300	XT20	
184052300	SCS 48040-4D	48,0	40	192	197	232	SP... 140512	P0501300	XT20	
184052400	SCS 49040-4D	49,0	40	196	201	236	SP... 140512	P0501300	XT20	
184052500	SCS 50040-4D	50,0	40	200	205	240	SP... 140512	P0501300	XT20	

 Stock item | Produto de stock | Itens de stock

 Available under request | Disponível sobre consulta | Disponible bajo consulta